

Welch Allyn Cardiology Solutions



Clinical excellence. Connected solutions. Continuous innovation.
Welch Allyn Cardiology is proud to be powered by Mortara.

WelchAllyn®

As part of a health system, you understand that improving cardiac health is a journey with many touchpoints.

As you care for patients across care settings, your clinicians need current, accurate data at each encounter to advance care plans.

That's why Welch Allyn offers simple solutions to gather diagnostic-quality data and help your clinicians access it when and where they need it.

The Welch Allyn cardiology family, **powered by Mortara**, helps you deliver comprehensive cardiac care with an efficient workflow.

Read on and discover why Welch Allyn is the right partner to help you **care for the heart of your health system**.

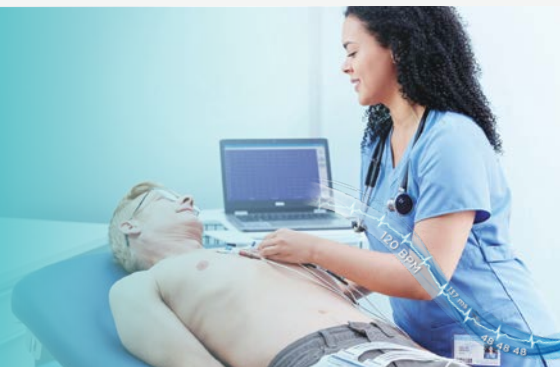


With the industry's broadest range of diagnostic cardiology solutions, we help people get better care, inside and outside the hospital. Backed by **clinical excellence, connected solutions and continuous innovation**, Welch Allyn Cardiology is proud to be powered by Mortara.

Our solutions are designed to help you share patient data seamlessly across your network.

PHYSICIAN'S OFFICE

- RESTING ECG
- SPIROMETRY
- AMBULATORY BLOOD PRESSURE MONITORING



PHYSICIAN ORDERS TEST



DEVICES CONNECT TO A NUMBER OF SYSTEMS:

- EMR
- PACS
- CVIS
- ECG MANAGEMENT

CLINICIANS ACCESS CURRENT DATA SYSTEM-WIDE



HOSPITAL

- RESTING ECG
- CARDIAC STRESS TESTING
- HOLTER MONITORING



TELEMEDICINE


- PLATFORM SOLUTIONS
- HOLTER MONITORING
- AMBULATORY BLOOD PRESSURE MONITORING
- RESTING ECG



CARDIOLOGY

- RESTING ECG
- AMBULATORY BLOOD PRESSURE MONITORING
- CARDIAC STRESS TESTING
- HOLTER MONITORING





AT THE HEART OF PRIMARY CARE



AT THE HEART OF CARDIOLOGY



Welch Allyn devices are designed for ease of use in primary care settings, but provide the high-quality data specialists need for referrals.

Cardiologists rely on accurate data to inform every phase of their patients' care plans. That's why Welch Allyn offers a suite of cardiology solutions to provide diagnostic data inside and outside the office.

RESTING ECG



CP 150™ ECG



PC-Based Resting ECG

AMBULATORY BLOOD PRESSURE MONITORING



ABPM 7100

SPIROMETRY



Spirometer

RESTING ECG



ELI™ 280 ECG



PC-Based Resting ECG

AMBULATORY BLOOD PRESSURE MONITORING



ABPM 7100

CARDIAC STRESS TESTING



XScribe™ or Q-Stress® Cardiac Stress Testing System

HOLTER MONITORING



H3scribe with H3+™ Recorder



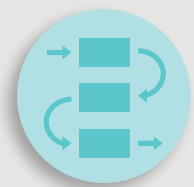
HELP IMPROVE PATIENT OUTCOMES

- Screen for heart disease, COPD and other cardiopulmonary conditions
- Diagnose and manage hypertension with ambulatory blood pressure monitoring



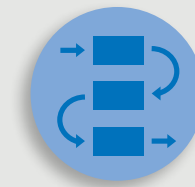
HELP IMPROVE PATIENT OUTCOMES

- Confirm and build upon referral data from primary care with easy-to-use resting and stress ECGs
- Capture a more complete picture of cardiac health with ambulatory blood pressure and holter monitoring



STREAMLINE CLINICAL WORKFLOWS

- Connect devices to your EMR, enabling you to perform and save a test to the patient's chart in as few as two clicks
- Quickly capture cardiac data and send a PDF report to the EMR
- Capture a 12-lead ECG



STREAMLINE CLINICAL WORKFLOWS

- Improve staff productivity and facilitate training with common user interfaces and left-to-right workflows
- Make the most of each workspace with wireless ECG acquisition
- Send data to the EMR, ECG management system, PACS system and more



REDUCE COSTS

- Get (and stay) up and running with device warranties, a vast network of support reps and service programs
- Perform reimbursable procedures in the lower-cost primary care setting to help improve system ROI



REDUCE COSTS


- Reduce labor costs of training with similar user experiences and connectivity platforms across devices



AT THE HEART OF THE HOSPITAL



AT THE HEART OF TELEMEDICINE



Hospital clinicians rely on accurate ECG data to support the best clinical pathways for cardiology patients. Welch Allyn solutions capture the data they need and share it with the EMR, ECG management system, PACS systems and more for better informed decisions anytime, anywhere.

Extend access to cardiology care through cutting-edge technology.

Welch Allyn is the best partner for cardiac telemedicine solutions, offering cutting-edge devices and platforms that enable extremely secure remote applications.

RESTING ECG



ELI 380 ECG



ELI 280 ECG

CARDIAC STRESS TESTING



Q-Stress or X-Scribe Cardiac Stress Test Systems

HOLTER MONITORING



Hscribe Holter Monitoring System

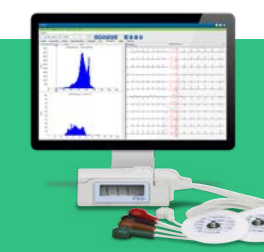
TELEMEDICINE



Web Upload



Hypertensive Diagnostic Suite (HDS)



Hscribe Network



DICOM ECG



HELP IMPROVE PATIENT OUTCOMES

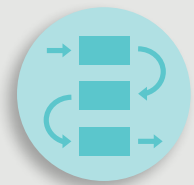
- Critical test results help detect high-risk patients in need of immediate intervention
- The VERITAS™ family of algorithms support ACC, AHA and HRS recommendations for ECG acquisition on adult and pediatric patients

The VERITAS™ algorithm is trusted by the U.S. Food and Drug Administration (FDA) for drug trials and clinical studies.



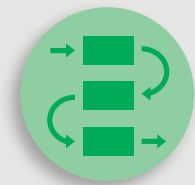
HELP IMPROVE PATIENT OUTCOMES

- Help extend and accelerate access to cardiology care
- Allow earlier identification of cardiac complications
- Help eliminate long waiting times and associated stress



STREAMLINE CLINICAL WORKFLOWS

- Remove a tripping hazard and let clinicians move freely with wireless ECG acquisition
- Standardize connectivity across the health system with DICOM® or HL7® communication




STREAMLINE CLINICAL WORKFLOWS

- Help optimize flow of patients to cardiologists
- Ensure best-in-class diagnostic tests are widely available virtually anywhere
- Allow early diagnosis and treatment of cardiac complications
- Acquire, review and generate reports within a shared database



REDUCE COSTS

- Protect patient data and reduce associated risk with strong data security across devices including encryption, authentication and authorization



REDUCE COSTS

- Early diagnosis and treatment help reduce cardiovascular diseases costs
- Empower primary care providers to help reduce the costs associated with unnecessary specialist care



Helping you help others

Cardiac health is central to improving patient outcomes. At Welch Allyn, diagnostic cardiology is more than an area of expertise—it's at the heart of what we do.

Health systems around the world count on Welch Allyn for:

- Diagnostic-quality ECG data to help inform better clinical decisions
- Simple connectivity to a variety of systems
- Hassle-free service and installation experiences

We want to help you care for the heart of your health system. Contact your Welch Allyn representative today or visit <http://emeai.welchallyn.com> to learn more.

Welch Allyn EMEAI Customer Care
 IDA Business Park - Johnstown
 Navan, County Meath, Ireland
 (p) +353 46 906 7700
 europe@welchallyn.com

EMEAI.WELCHALLYN.COM



WelchAllyn[®]

